

2007/2008 CARTER



INDEX:
History 04

XRV Series: 06

Action Shots 07

2961 Interceptor GTR 300 09 2861 Interceptor GTR 250 10

Talon Buggy Series: 14

2962 XPR 250 R2 15 2982 XP 150 R2 17

2931 ZR 150 R2 19 2503 Mini Talon 21

Intermediate Level Karts: 24

2910 TRES TrailRunner 25 2906 TR TrailRunner 26

2946 SP Millennium 27 2986 Ultra 28

2976 LX Lightning 29 2966 SX Lightning 30

Entry Level Karts: 32

2575 SX Econo Kart 33

2403 TT 34

Specifications 35



Brand Promise

Insatiable thirsts for unique innovations in all areas of American life, as well as mounting competition in the marketplace, are driving forces that fuel the never-ending pursuit for progress and technological advancements in the modern world. Carter Brothers Mfg.Co.,Inc was founded in 1936 with this principle and it continues to be our driving force. Throughout our 70 year history, Carter has continuously pursued the latest in technology and design as we planned and produced our pace-setting products. This long-standing dedication to excellence and innovation has secured our position as both a pioneer and an innovator in the world of Off and On-Road Machines.

Carter
A BETTER BUILT MACHINE

MISSION

To be the leading provider in the karting and power sports industry, consistently bringing new, innovative products to our customers.

To achieve product differentiation that creates value for the customer in each market segment we enter.

To focus on customer loyalty and to consistently redefine the very essence of outstanding customer support & service.

Being a manufacturer for 70 years and having nearly 40 years of specialization in go-karts, Carter Brothers has long been known as a go-kart landmark in the United States' Power sports Industry. Ever since the beginning, innovative ideas and unique designs have set us apart from other manufacturers. Our reputation for high quality and reliability precedes us wherever we go.

No matter how much Carter Brothers grows in the future, its same time-honored traditions and values will be preserved.

We will continue to create innovative products for valued customers and for the dealers who have become a vital part of our family.

Thank you,

Carter Brothers Mfg Co Inc

XRV Series





GTR Action Full Throttle





2961 Interceptor GTR 300

The Interceptor GTR 300 is the second vehicle in the XRV Hybrid Series. The GTR is powered by a reliable SYM 300cc liquid cooled engine that provides consistent power, high torque and is backed with a 2 Year Warranty. The GTR provides the perfect combination of high performance and outstanding features. The fully independent front & rear dual a-arm suspension with sharp handling ensures a smooth, comfortable ride. Its performance, coupled with its aggressive and trendy styling, makes the GTR superior in every way to all other vehicles in its class!

Colors

-  carbon
-  silver
-  blue
-  orange



GTR Engine

The SYM 300cc & 250cc liquid cooled 4 stroke 4 valve engines with ceramic coated cylinders offer 40% more HP & Torque vs. any competitors engine in this class of vehicle.
 SYM 250cc (20hp)
 SYM 300cc (24hp)
 These engines are CARB/EPA/CEURO 2 Certified



2961 Interceptor GTR 300

Engine

24hp 300cc SYM Engine w/ 2 Year Warranty
4-Stroke, 4-Valve Ceramic Coated Cylinder
Liquid Cooled Engine
Carburetor
C.V.T. w/ Reverse Transmission
EPA/CARB/Euro 2 Certified
2 Year Warranty

Dimensions

LxWxH: 90x62x63"
Wheelbase: 68"
Ground Clearance: 8"
Dry Weight: 650 lbs.
Front Tires: 23 x 8-10
Rear Tires: 25 x 10-12

Chassis/Suspension

Steel Frame Body w/ Bolt on CBC
Rack & Pinion Steering
Double A-Arm Front Suspension w/ Strong Struts
Independent Dual A-Arm Rear Suspension
4 Wheel Hydraulic Disc Brakes
Large Utility Rear Rack



GTR Bucket Seats

Individual bucket seats with 4 point seat belts keep you comfortable & secure in the toughest terrain.

GTR Brush Guard

Optional GTR Brush Guard increases protection for headlights, front hood, A-arms, steering & suspension components.

Features

Headlights w/ Hi-Lo Beams
Speedometer, Odometer & Tachometer
Horn
12V Power Plug
Turn Signals
Brake Lights
Parking Brake
Center Rear View Mirror
Sealed Battery w/ Larger Capacity
Larger 4 gallon Gas Tank w/ Rollover Protection
4 Wheel Large Fenders
2" Rear Trailer Hitch Receiver
Cast Ductile Iron Rear Knuckles w/ Sealed Bearings
Automotive Grade Paint Finish w/ UV Protection on Metal Parts
48mph std / 58mph w/ Optional 18 Tooth Engine Drive Sprocket
Tool Kit
Fully Enclosed Side Panels
Front Hood Design to Protect from Dirt & Debris
Skid Plate under Chain Drive
Aluminum Performance Wheels
4 Point Seat Belts



GTR Aluminum Wheels

The GTR features lightweight high performance aluminum wheels with 23x7-10 Fr. Tires & 25x10-10 Rear Tires.



powered by SYM



2861 Interceptor GTR 250

The Interceptor GTR 250 is the first born in the XRV Hybrid Vehicle Series.

The GTR is powered by a reliable SYM 250cc liquid cooled engine that provides consistent power, high torque and is backed with a 2 Year Warranty. The GTR provides the perfect combination of high performance and outstanding features. The fully independent front & rear dual a-arm suspension with sharp handling ensures a smooth, comfortable ride. Its performance, coupled with its aggressive and trendy styling, makes the GTR superior in every way to all other vehicles in its class!

Colors

-  carbon
-  silver
-  blue



GTR Radiator

Oversized radiator for increased cooling & performance during long rides.



GTR Brakes

All Wheel hydraulic brakes with dual piston calipers provide excellent stopping power when needed.



2861 Interceptor GTR 250

Engine

20hp 250cc SYM Engine w/ 2 Year Warranty
4-Stroke, 4-Valve Ceramic coated Cylinder
Liquid Cooled Engine
Carburetor
C.V.T. w/ Reverse Transmission
EPA/CARB/Euro 2 Certified
Chain Drive
CDI/ Electric Ignition

Chassis/Suspension

Steel Frame Body w/ Bolt on CBC
Rack & Pinion Steering
Double A-Arm Front Suspension w/ Strong Struts
Independent Dual A-Arm Rear Suspension
4 Wheel Hydraulic Disc Brakes
Large Utility Rear Rack

Dimensions

LxWxH: 90x62x63"
Wheelbase: 68"
Ground Clearance: 8"
Dry Weight: 650 lbs
Front Tires: 23 x 8-10
Rear Tires: 25 x 10-12

Features

Headlights w/ Hi-Lo Beams
Speedometer, Odometer & Tachometer
Horn
12V Power Plug
Turn Signals
Brake Lights
Parking Brake
Center Rear View Mirror
Sealed Battery w/ Larger Capacity
Larger 4 gallon Gas Tank w/ Rollover Protection
4 Wheel Large Fenders
2" Rear Trailer Hitch Receiver
Cast Ductile Iron Rear Knuckles w/ Sealed Bearings
Automotive Grade Paint Finish w/ UV Protection on Metal Parts
46mph std / 56mph w/ Optional 18 Tooth Engine Drive Sprocket
Tool Kit
Fully Enclosed Side Panels
Front Hood Design to Protect from Dirt & Debris
Skid Plate under Chain Drive
Aluminum Performance Wheels
4 Point Seat Belts
Optional Soft Top



GTR Dashboard & Steering Wheel

Digital Speedo with Odometer / Tachometer & F-N-R lighting
Dash board includes Horn, Hi-Lo Beam headlight switch, turn signals, 12 volt plug, Key switch
Carter Branded Aluminum Steering Wheel



GTR HI-LO headlights & turn.

HI-LO Beam head lights, turn signals & brake light provides GTR riders with a safe & bright lighting package when riding night or day.



powered by SYM





Talon Buggy Series:

Talon Buggy Series:

2962 XPR 250 R 2

Evolving from the new XP 150 R2, the XPR 250 is a compact Trail Buggy that is powered by the very reliable, high performance SYM 250cc 4-stroke, 4-valve, liquid cooled engine. This is the ultimate Trail Buggy that offers more performance and better handling in tight terrain than any other buggy in its class

Colors

- carbon
- silver



2962 XPR 250 R 2

Engine

20hp 250cc SYM Engine w/ 2 Year Warranty
4-Stroke, 4-Valve Ceramic Coated Cylinder
Liquid Cooled Engine
Carburetor
C.V.T. w/ Reverse Transmission
EPA/CARB/Euro 2 Certified
Chain Drive
CDI / Electric Ignition

Dimensions

LxWxH: 89 x 56 x 57"
Ground Clearance: 7"
Dry Weight: 500lbs
Front Tires: 20 x 7-8
Rear Tires: 22 x 10-10

Chassis/Suspension

Steel Frame Body w/ Bolton CBC
Rack & Pinion Steering
Dual A-Arm Front Suspension
Swing Arm Rear Suspension

Features

Wired for MP3 Player and Speakers
Hi-Lo Beam Headlights
12 Volt Power Outlet
Speedometer
Tool Box
4 Wheel Hydraulic Disc Brakes
Aluminum Wheels
Turn signals
Larger Side Panels for Increased Safety
Front Skid Plate
Front Nose Panel for Better Splash/Mud Protection
All Wheel Fenders
Large Utility Rack
Double Racing Style Bucket Seats w/ Headrests
5-Point Harness Seatbelts
Rear View Mirror
Side View Mirrors
Trailer Hitch
Parking Brake with Brake light



powered by SYM



2982 XP 150 R2

Evolving from the Talon GSR, the new Talon XP 150 R2 redefines style and appearance in this sleek, streamlined machine. Powered by a strong SYM 150cc 4-stroke, 4-valve engine with reverse gear, this machine boasts 4-wheel disc brakes, aggressive styling, responsive steering and many “extras” – no other vehicle in its class can compare!

Colors

- carbon
- silver
- blue



2982 XP 150 R 2

Engine

SYM 150cc 4 Stroke, 4 Valve Engine
150cc Displacement
12.5hp 7500 RPM
Automatic CVT Transmission with Reverse Gear
CDI/Electric Ignition
Rear 2 Wheel Drive
Approximate Speed 38 MPH

Dimensions

LxWxH: 89 x 56 x 57"
Ground Clearance: 7"
Dry Weight: Approx. 465lbs
Front Tires: 20 x 7-8
Rear Tires: 22 x 10-10

Chassis/Suspension

Steel Frame Body w/ Bolt on CBC
Rack & Pinion Steering
Dual A-Arm Front Suspension
Swing Arm Rear Cantilever Suspension

Features

Wired for MP3 Player and Speakers
Hi-Lo Beam Headlights
12 Volt Power Outlet
Speedometer
Tool Box
4 Wheel Hydraulic Disc Brakes
Aluminum Wheels
Turn signals
Larger Side Panels for Increased Safety
Front Skid Plate
Front Nose Panel for Better Splash/Mud Protection
All Wheel Fenders
Large Utility Rack
Individual Bucket Seats w/ Headrests
5-Point Harness Seatbelts
Rear View Mirror
Side View Mirrors
Trailer Hitch
Parking Brake with Brake Light





powered by SYM



2931 ZR 150 R 2

Carter's new ZR 150 R2 evolved from the GSX. The ZR 150 provides a perfect combination of function, performance and remarkable features. Powered by a strong SYM 150cc 4-stroke, 4-valve engine with reverse gear, a newly designed cantilever rear suspension, and individual bucket seats, the ZR 150 will become your first choice for exploring trails in challenging terrain.

Colors

-  red
-  blue



2931 ZR 150 R2

Engine

SYM 4-Stroke, 4-Valve 150cc
12.5hp 7500 RPM
Automatic CVT Transmission with Reverse Gear
CDI/Electric Ignition
Rear 2 Wheel Drive
Approximate Speed 38 MPH

Dimensions

LxWxH: 89 x 56 x 57"
Ground Clearance: 7"
Dry Weight: Approx. 465lbs
Front Tires: 20 x 7-8
Rear Tires: 22 x 10-10



Chassis/Suspension

Steel Frame Body w/ Bolt on CBC
Rack & Pinion Steering
Dual A-Arm Front Suspension
Swing Arm Rear Cantilever Suspension

Features

Headlights
Adjustable Steering Wheel
Aluminum Wheels
Large Enclosed Cockpit Side Panels for Increased Safety
All Wheel Fenders
Large Utility Rack
Individual Bucket Seats
5-Point Harness Seatbelts
Adjustable Seat-to-Pedal Distance 37" - 41"
Parking Brake w/ Brake Light
4 Wheel Hydraulic Disc Brakes
Reverse Gear



powered by SYM



2503 Mini Talon

The Mini Talon is an exciting 1/4 scale version of our popular Talon 150cc Series. Designed for the youngest of riders and features full suspension and 3.5hp Tecumseh engine with 2 Year Warranty, rack & pinion steering, adjustable pedals, knobby tires, mechanical disc brake and a patent pending drive system.

Colors

- yellow
- red
- blue



2503 Mini Talon

Features

Double Seat w/ Seat Belts
Full Suspension
Approximate Speed 10 MPH
Rack & Pinion Steering
Mechanical Disc Brake
Adjustable Seat-to-Pedal Distance 20" – 30"
Horn
Available in Blue, Yellow or Red





Intermediate Level Karts:



Intermediate Level Karts:

2910 TRES TrailRunner

The 2910 TRES TrailRunner is an intermediate to advanced full suspension kart powered by a 10.0hp (318cc) electric start engine with a 2-Year Warranty, featuring a 2WD live axle, variable ratio torque converter clutch system, and double seat with ultra-pad seat cushion.

Colors

 red



2906 TR TrailRunner

The 2906 Trail Runner is an intermediate to advanced full suspension kart, powered by a 6.5hp (195cc) Tecumseh engine with a 2 Year Warranty, featuring a 2WD live axle, variable ratio torque converter clutch system, double seat with ultra-pad seat cushion, and a full suspension system.

Colors

 blue



2946 SP Millennium

The Millennium, powered by a 6.5hp (195cc) Tecumseh engine with a 2 Year Warranty, is an intermediate level full suspension kart designed for two..

Colors



maroon



2986 Ultra

The Ultra is a double seat, full suspension kart powered by a 6.5hp Tecumseh engine with a 2-Year Warranty. Its individual bucket seats and aggressive knobby tires coupled with a live axle, 2-wheel drive system will power you through the toughest intermediate trails.

Colors

 blue



29

2976 LX Lightning

The Lightning LX is a double seat, full suspension kart powered by a 6.5hp Tecumseh engine with 2 year warranty. Features include alternator, centrifugal belt clutch, 2-wheel drive, 3-point seat belts and all-time running lights. Designed for the intermediate level driver.

Colors

 blue



2966 SX Lightning

The Lightning SX is a double seat, full suspension kart, powered by a 6.5hp Tecumseh engine with 2-Year Warranty. Designed for the intermediate level driver.

Colors

 blue




30



Intermediate Level Karts

Entry Level Karts:





Entry Level Karts:

2575 SX Econo Kart

Features a 5hp Tecumseh engine with a 2 Year Warranty, knobby tires, double seat with ultra-pad seat cushion and 3-point seat belts. Frame design includes front brush guard.

Colors

 red



2403 TT

A great 3.5hp double seat kart to step up from a battery operated toy. Features include a 3.5hp Tecumseh engine with a 2 Year Warranty, 2WD live axle and an adjustable seat.

Colors

 red



Specifications:

XR-V Series					
2861 Interceptor GTR 250		2961 Interceptor GTR 300			
Talon Buggy Series					
2503 Mini Talon		2931 ZR 150 R 2	2982 XP 150 R 2	2962 XPR 250 R 2	
Intermediate Level Karts					
2976 SX Lightning	2977 LX Lightning	2946 SP Millennium	2986 Ultra	2906 TR TrailRunner	2910 TRES TrailRunner
Entry Level Karts					
2403		2575 SX Econo Kart			

XRV Series >>>		2961 Interceptor GTR 300	2861 Interceptor GTR 250
Engine	Type Displacement Cooling System Ignition Transmission Emission Warranty	SYM 4 stroke 4-valve Engine with Ceramic Coated Cylinder 300cc 24hp Liquid Cooled CDI / Electric CVT Drive with Forward - Neutral - Reverse Transmission EPA & CARB Certified Limited 2 Year	SYM 4 stroke 4-valve engine with Ceramic Coated Cylinder 250cc 20hp Liquid Cooled CDI / Electric CVT Drive with Forward-Neutral-Reverse Transmission EPA & CARB Certified Limited 2 Year
Chassis	Front Suspension Rear Suspension Braking System Front Tires Rear Tires	Dual A-arm Independent Dual A-Arm Four Wheel Hydraulic Disc 23 x 8-10 25 x 10-12	Dual A-arm Independent Dual A-Arm Four Wheel Hydraulic Disc 23 x 8-10 25 x 10-12
Dimensions	L x W x H (in) Dry Weight (lbs) Fuel Capacity (gal)	90 x 62 x 63 650 4	90 x 62 x 63 650 4
Features		Headlights w/ Hi-Lo Beams Digital Speedometer, Odometer & Tachometer Horn 12V Power Plug Turn Signals Brake Lights Parking Brake Center Rear View Mirror Sealed Battery w/ Larger Capacity Large 4 Gallon Gas Tank w/ Rollover Protection All Wheel Large Fenders 2" Rear Trailer Hitch Receiver Cast Ductile Iron Rear Knuckles w/ Sealed Bearings Automotive Grade Paint Finish w/ UV Protection on Metal Parts Tool Kit Fully Enclosed Side Panels Front Hood Design to Protect from Dirt & Debris Skid Plate Under Chain Drive Aluminum Performance Wheels 4 Point Seat Belts Available in Blue, Carbon & Silver 48mph std. / 58mph w/ Optional 18 Tooth Drive Sprocket Orange Color	Headlights w/ Hi-Lo Beams Digital Speedometer, Odometer & Tachometer Horn 12V Power Plug Turn Signals Brake Lights Parking Brake Center Rear View Mirror Sealed Battery w/ Larger Capacity Large 4 Gallon Gas Tank w/ Rollover Protection All Wheel Large Fenders 2" Rear Trailer Hitch Receiver Cast Ductile Iron Rear Knuckles w/ Sealed Bearings Automotive Grade Paint Finish w/ UV Protection on Metal Parts Tool Kit Fully Enclosed Side Panels Front Hood Design to Protect from Dirt & Debris Skid Plate Under Chain Drive Aluminum Performance Wheels 4 Point Seat Belts Available in Blue, Carbon & Silver 46 mph std. / 55+ mph w/ Optional 18 Tooth Engine Drive Sprocket

37 Specifications:

Talon Buggy Series >>>		2962 XPR 250 R 2	2982 XP 150 R 2	2931 ZR 150 R 2	2503 Mini Talon
Engine	Type Displacement Cooling System Ignition Transmission Emission Warranty	SYM 4 stroke 4 valve engine with Ceramic Coated Cylinder 250cc 20hp Liquid Cooled CDI / Electric CVT Drive with Forward-Neutral-Reverse Transmission EPA & CARB Certified Limited 2 Year	SYM 4 stroke 4 valve engine with Ceramic Coated Cylinder 150cc 12.5 hp 7500 RPM Air Cooled CDI / Electric Automatic CVT w/ Reverse Gear EPA & CARB Certified Limited 1 Year	SYM 4 stroke 4 valve engine with Ceramic Coated Cylinder 150cc 12.5 hp 7500 RPM Air Cooled CDI / Electric Automatic CVT w/ Reverse Gear EPA & CARB Certified Limited 1 Year	3.5 HP Tecumseh Patent Pending Pressure Plate Drive Air Cooled Rope Start w/ Kill Switch - EPA & CARB Certified Limited 2 Year
Chassis	Body Front Suspension Rear Suspension Braking Front Tires Rear Tires	Steel Frame Body w/ Bolt-On CBC Dual A-Arm Swing Arm Four Wheel Hydraulic Disc 20 x 7-8 22 x 10-10	Steel Frame Body w/ Bolt-On CBC Dual A-Arm Swing Arm Four Wheel Hydraulic Disc 20 x 7-8 22 x 10-10	Steel Frame Body w/ Bolt-On CBC Dual A-arm Swing Arm Cantilever Four Wheel Hydraulic Disc 20 x 7-8 22 x 10-10	Steel Frame Body w/ Bolt-On CBC Dual A-Arm Dual A-Arm Mechanical Disc Brake 4.10 x 6 Snow Hog 13.5 X 5.00 X 6 Snow Hog
Dimensions	L x W x H (in) Dry Weight (lbs)	69 x 56 x 57 550	69 x 56 x 57 500	69 x 56 x 57 450	60 x 35.5 x 44 175
Features		Wired for MP3 Player & Speakers Hi-Lo Beam Headlights Full Suspension 12 Volt Power Outlet Speedometer Tool Box Aluminum Wheels Turn Signals Large Side Panels for Increased Safety Front Skid Plate Front Nose Panel for Better Splash / Mud Protection All Wheel Fenders Large Utility Rack Double Racing Style Bucket Seats w/ Headrests 5-Point Harness Seatbelts Rear View Mirror Side View Mirrors Trailer Hitch Parking Brake w/ Brake Light Approximate Speed 46 mph Available in Blue, Silver & Carbon	Wired for MP3 Player & Speakers Hi-Lo Beam Headlights Full Suspension 12 Volt Power Outlet Speedometer Tool Box Aluminum Wheels Turn Signals Large Side Panels for Increased Safety Front Skid Plate Front Nose Panel for Better Splash / Mud Protection All Wheel Fenders Large Utility Rack Double Racing Style Bucket Seats w/ Headrests 5-Point Harness Seatbelts Rear View Mirror Side View Mirrors Trailer Hitch Parking Brake w/ Brake Light Approximate Speed 38 MPH Available in Blue, Silver & Carbon	Headlights Adjustable Steering Column Full Suspension Large Side Panels for Increased Safety All Wheel Fenders Large Utility Rack Molded Bucket Bench Seat w/ Headrests 5-Point Harness Seatbelts Adjustable Seat-to-Pedal Distance 37" - 41" Parking Brake w/ Brake Light Approximate Speed 38 MPH Available in Blue & Red Individual Bucket Seats Steel Wheels	Double Seat w/ Seat Belts Full Suspension Rack & Pinion Steering Adjustable Seat-to-Pedal Distance 20" - 30" Horn Approximate Speed 10 MPH Available in Red, Yellow & Blue

Specifications: 38

Intermediate >>>		2010 TRES TrailRunner	2006 TR TrailRunner	2046 SP Millennium	2006 Ultra
Engine	Type Clutch	10 HP 318cc Tecumseh OHV w/ Remote Choke Torque Converter 40 series	6.5 HP Tecumseh OHV w/ Remote Choke Torque Converter 20 Clutch	6.5 HP Tecumseh OHV Torque Converter 20	6.5hp Tecumseh OHV w/alternator & electric start Torque Converter 20 clutch
Chassis	Front Suspension Rear Suspension Braking System Front Tires Rear Tires	Dual A-Arm SwingArm Dual Continuously Adj. Band Brakes 16 / 6.50 x 8" Knobby 18 / 9.50 x 8" Knobby	Dual A-Arm SwingArm Dual Continuously Adj. Band Brakes 15 x 6.00 x 6 Turf 18 x 8.50 x 8 Turf	Dual A-Arm SwingArm Continuously Adjusting Band Brake 15 x 5.00 x 6 Knobby 16 x 6.50 x 8 Knobby	Dual Arm 4-link SwingArm Adjustable Band Brake 15x5.00-6 Knobby 16X6.50-8 Knobby
Dimensions	LxW x H (in) Dry Weight (lbs)	86 x 53 x 53 443	86 x 56 x 53 348	73 x 44 x 56 290	74 x 43 x 50 225
Features		Double Seat (Slide Adjustable) Ultra- Pad Seat Cushion w/ Head Rest Full Suspension Electric Start Cargo Rack Rope Start All-Time Safety Lights Dual 3-Point Seat Belts Seat-to-Pedal Adjustable 34" to 40" Approximate Speed 36 MPH Available in Red	Double Seat (Slide Adjustable) Ultra- Pad Seat Cushion w/ Head Rest Full Suspension Rope Start All-Time Safety Lights Dual 3-Point Seat Belts Live Axle / Two Wheel Drive (2WD) Seat-to-Pedal Adjustable 34" to 40" Approximate Speed 26 MPH Available in Blue	Double Seat (Slide Adjustable) Ultra- Pad Seat Cushion Full Suspension Dual 3-Point Seat Belts Live Axle / Two Wheel Drive (2WD) Seat-to-Pedal Adjustable 31" to 38" Front Brush Guard Approximate Speed 26 MPH Available in Maroon	Live axle 2 wheel drive Full Suspension Individual Bucket Seats Ultra-Pad Seat Cushion Rope Start Utility Rack Adjustable Seat-to-Pedal Distance 31" - 36" Front Brush Guard Approximate Speed 26 mph Available in Blue

39

Specifications:

Intermediate >>		2977 LX Lightning	2976 SX Lightning
Engine	Type Clutch	6.5 HP Tecumseh OHV w/ Alternator Centrifugal Belt	6.5 HP Tecumseh OHV Sprocket
Chassis	Front Suspension Rear Suspension Braking System Front Tires Rear Tires	Dual A-Arm 4-Link SwingArm Adjustable Band Brake 15 x 6.00 x 6 Turf 15 x 6.00 x 6 Turf	Dual Arm 4-link SwingArm Adjustable Band Brake 15 x 6.00 x 6 Turf 15 x 6.00 x 6 Turf
Dimensions	L x W x H (in) Dry Weight (lbs)	74 x 43 x 50 250	74 x 43 x 50 225
Features		Live Axle / Two Wheel Drive (2WD) Full Suspension Individual Bucket Seats Rope Start Utility Rack All-Time Running Lights Adjustable Seat-to-Pedal Distance 31" – 36" Front Brush Guard Approximate Speed 20 MPH Available in Blue	Stub Axle / One Wheel Drive (1WD) Full Suspension Individual Bucket Seats Ultra-Pad Seat Cushion Rope Start Utility Rack Adjustable Seat-to-Pedal Distance 31" – 36" Front Brush Guard Approximate Speed 22 MPH Available in Blue

Entry Level Karts >>>		2575 SX Econo Kart	2403
Engine	Type: Clutch	5.0 HP Tecumseh OHV Sprocket:	3.5 hp engine Sprocket
Chassis	Front Suspension Rear Suspension Braking System Front Tires Rear Tires	- - Continuously Adjusting Band Brake 13 x 5.00 x 6 Turf 13 x 5.00 x 6 Turf	- - Continuously Adjusting Band Brake 13 x 5.00 x 6 Turf 13 x 5.00 x 6 Turf
Dimensions	L x W x H (in) Dry Weight (lbs)	66 x 39 x 46 185	66 x 39 x 46 185
Features		Double Seat w/ 3-Point Seat Belts Adjustable Seat-to-Pedal Distance 27" – 36" Stub Axle / One Wheel Drive (1WD) Approximate Speed 20 MPH Available in Red	Double Seat w/ 3-Point Seat Belts Adjustable Seat-to-Pedal Distance 27" – 36" Live axle / 2 Wheel Drive Approximate Speed 14-16 mph Available in Red



Carter Brothers Mfg. Co., Inc.

1871 US HWY 231 - Brundidge, AL 36010

P: 800-523-5278 / 334-735-2301

F: 334-735-3500

www.carterbro.com

At time of printing 07/07, product information and specifications as shown were correct. Carter Brothers Manufacturing Co., Inc. reserves the right to change product specifications, designs and standard equipment without notice and without incurring obligation. These vehicles are not designed or manufactured for racing or use on rental tracks, public streets, public roads, highways or right-of-ways. Always wear an approved helmet and eye protection when riding. Always secure loose clothing and long hair. Read the owner's manual. Copyright 2007, Carter Brothers Manufacturing Co., Inc.